

info@vlieseline.com // MORE INFO // www.vlieseline.com

YouTube www.youtube.com/c/vlieseline-freudenberg

The product brand marked © is a registered trademark of Carl Freudenberg KG in different countries.



GB // 01/2019

BRO



DEALER STAMP

BEFORE YOU BEGIN WITH YOUR WORK, WE RECOMMEND MAKING AN IRONING SAMPLE TO CHECK THE HANDLE AND THE BOND. AFTER IRONING ON THE INTERLINING, LAY THE FUSED PARTS OUT FLAT AND ALLOW THEM TO COOL DOWN FOR 20-30 MINUTES.

You can find detailed processing instructions for our products on our website and in the leaflets supplied with the products.



Freudenberg Performance Materials
Apparel SE & Co. KG // Vlieseline // 69465 Weinheim / Germany
Tel. +49-6201-80 6700 // Fax +49-6201-88 2978



THE PRODUCT RANGE

DISCOVER VARIETY WITH VLIESELINE® // BROCHURE



RANGE OF INTERLININGS FOR APPAREL 4

H 180 // H 200
 G 405 // H 410 // F 220 // H 310
 H 250 // LE 420 // G 700 // G 710
 G 740 // G 770 // G 785 // H 609
 L 11 // M 12 // S 13

33

BATTING RANGE

249 // 266 WOOL MIX // 272 THERMOLAM
 // 277 COTTON
 278 SOYA MIX // 279 COTTON MIX 80/20 // 280, 281
 // 295
 P 120, P 140 // P 250
 H 630 // H 640 // HH 650 // X 50



TAPES

WAIST-SHAPER // BIAS TAPE
 FRAMILASTIC // EDGE TAPE // EDGEFIX
 // SEAM TAPE FLEXIBLE
 PERFECT HEM // WUNDAWEB® // STRETCHFIX TAPE
 BONDAWEB® TAPE

14

42

SPECIAL PRODUCTS

IRON CLEANER // PILLOW DO IT YOURSELF
 PUMP BAG DO IT YOURSELF



CREATIVE RANGE

CS 800 // DECOVIL I, DECOVIL I LIGHT
 // DECO-WADDING // FILMOPLAST H 54
 FUSE-N-TEAR // SOLUFIX // SOLUFLEECE
 // STITCH-N-TEAR
 LAMIFIX // QUILTER'S GRID // QUICKSCREEN TRIANGLE
 QUICKSCREEN SQUARE // S 80 // S 133
 S 320 // S 520 // STYLE-VIL // STRETCHFIX
 BONDAWEB®

21

45

VLIESELINE® WORLD

VLIESELINE® BASICS: THE PROCESSING OF OUR PRODUCTS
 VLIESELINE® BASICS: WHERE IS VLIESELINE® USED?






RANGE OF INTERLININGS FOR APPAREL

IRON-ON INTERLININGS:


H 180 // H 200 // G 405 // H 410 // F 220 // H 310
 H 250 // LE 420 // G 700 // G 710
 G 740 // G 770 // G 785 // H 609

SEWABLE INTERLININGS:

L 11 // M 12 // S 13



H 180
 OEKO-TEX 100, CLASS II



OEKO-TEX 100



H 180

☐ ■ // 85% PA, 15% PES // 37 g/m² // 90 cm x 25 m

PROPERTIES:

Lightweight, soft and fine fusible nonwoven interlining made of synthetic fibres.

APPLICATION:

For the fusing of small parts on blouses and shirts and of front parts.
 Suitable for lightweight fabrics.

PROCESSING:

Gently gliding the iron for 8 seconds with medium pressure.



H 200

☐ ■ // 100% PES // 45 g/m² // 90 cm x 25 m

PROPERTIES:

Lightweight fusible nonwoven interlining made of synthetic fibres.

APPLICATION:

For the fusing of small parts such as collars and cuffs on blouses and shirts.
 Suitable for lightweight fabrics.

PROCESSING:

Gently gliding the iron for 8 seconds with medium pressure.



RANGE OF INTERLININGS FOR APPAREL

G 405 // H 410

6

7

RANGE OF INTERLININGS FOR APPAREL

F 220 //

G 405



OEKO-TEX 100, CLASS II

H 410



OEKO-TEX 100, CLASS II

F 220



OEKO-TEX 100, CLASS II

F 220



OEKO-TEX 100



G 405

☐ ■ // 65% PA, 35% PES // 42 g/m² // 90 cm x 25 m

PROPERTIES: Mediumweight, soft, fusible and versatile nonwoven interlining made of synthetic fibres.

APPLICATION: For the fusing of small parts of clothing and of front parts of jackets and coats. Suitable for light- to mediumweight fabrics.

PROCESSING: Press the iron on step by step for about 12 seconds, using a damp cloth. Do not push.



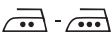
F 220

☐ ■ // 100% R-PES // 43 g/m² // 90 cm x 25 m

PROPERTIES: Lightweight fusible nonwoven interlining made of synthetic fibres.

APPLICATION: For the fusing of small parts of clothing, handicrafts and needlework. Suitable for lightweight fabrics for dresses.

PROCESSING: Press the iron on step by step for about 12 seconds, using a damp cloth. Do not push.



H 410

☐ ■ // 100% PA // 43 g/m² // 90 cm x 25 m

PROPERTIES: Mediumweight, soft fusible nonwoven interlining made of synthetic fibres, with stabilising vertical threads preventing the sagging of outer fabrics.

APPLICATION: For the fusing of front parts on coats and longer jackets and small parts susceptible to distortion. Suitable for light- to mediumweight fabrics.

PROCESSING: Press the iron on step by step for about 12 seconds, using a damp cloth. Do not push.



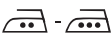
H 310

☐ // 100% R-PES // 63 g/m² // 90 cm x 25 m

PROPERTIES: Mediumweight, stable fusible nonwoven interlining made of synthetic fibres.

APPLICATION: For the fusing of small parts such as bonnets, trims, collars, waistbands and bows as for tiebacks and trims on Roman blinds, pelmets, gripping edges and pillows. Suitable for medium- to heavyweight fabrics.

PROCESSING: Press the iron on step by step for about 10 seconds, using a damp cloth. Do not push.



RANGE OF INTERLININGS FOR APPAREL

H 250 // LE 420

8

9

RANGE OF INTERLININGS FOR APPAREL

G 700 //

H 250



OEKO-TEX 100, CLASS II

LE 420



OEKO-TEX 100, CLASS II

G 700



OEKO-TEX 100, CLASS II



OEKO-TEX 100



H 250

PROPERTIES:

APPLICATION:

PROCESSING:

☐ ■ // 60% PES, 40% Cellulose // 62 g/m² // 90 cm x 25 m

Mediumweight, stable fusible nonwoven interlining made of a blend of synthetic fibres. Large-scale adhesive for firmer grip.

For the fusing of shaped waistbands and belts and for various handicrafts. Suitable for medium- to heavyweight fabrics for dresses.

Gently gliding the iron for 8 seconds with medium pressure.



LE 420

PROPERTIES:

APPLICATION:

PROCESSING:

■ merino // 70% PA, 30% PES // 49 g/m² // 90 cm x 25 m

Lightweight, soft fusible nonwoven interlining made of synthetic fibres and provided with a low-melting adhesive.

For the fusing of small parts and front parts on jackets, coats and dresses. Suitable for napa and suede leather, furs, leather fabrics and fake furs as well as heat-sensitive fabrics.

Press the iron on step by step for about 10 seconds. Do not push.



G 700

PROPERTIES:

APPLICATION:

PROCESSING:

☐ ■ // 100% CO // 90 g/m² // 90 cm x 25 m

Heavyweight fusible woven interlining made of pure cotton.

For the fusing of small parts such as collars and cuffs on blouses and shirts. Suitable for light- to mediumweight fabrics.

Press the iron on step by step for about 12 seconds, using a damp cloth. Do not push.



G 710

PROPERTIES:

APPLICATION:

PROCESSING:

☐ ■ // 100% CO // 55 g/m² // 90 cm x 25 m

Mediumweight fusible woven interlining made of pure cotton.

For the fusing of small parts such as collars and cuffs on blouses, dresses and shirts. Suitable for light- to mediumweight fabrics.

Press the iron on step by step for about 12 seconds, using a damp cloth. Do not push.



RANGE OF INTERLININGS FOR APPAREL

G 740 // G 770

10

11

RANGE OF INTERLININGS FOR APPAREL

G 785 //

G 740



OEKO-TEX 100, CLASS II

G 770



OEKO-TEX 100, CLASS I: , CLASS II:

G 785



OEKO-TEX 100, CLASS I: , CLASS II:



OEKO-TEX 100



G 740 ecru // 65% CO, 35% CMD // 75 g/m² // 90 cm x 25 m

PROPERTIES: Mediumweight, slightly roughened fusible woven interlining made of a cotton fibre blend.
APPLICATION: For the fusing of small parts and front parts of jackets and coats. Suitable for medium- to heavyweight fabrics.
PROCESSING: Press the iron on step by step for about 12 seconds, using a damp cloth. Do not push.



G 785 skin // 100% PES // 33 g/m² // 90 cm x 25 m

PROPERTIES: Lightweight, very fine fusible woven interlining made of synthetic fibres.
APPLICATION: For the fusing of small parts on blouses and dresses and front parts of elastic jackets. Suitable for lightweight, transparent and sensitive fabrics.
PROCESSING: Press the iron on step by step for about 8 seconds, using a damp cloth. Do not push.



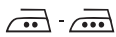
G 770 ecru // 100% PES // 73 g/m² // 75 cm x 25 m

PROPERTIES: Mediumweight fusible woven interlining made of synthetic fibres. The bulky yarn gives it a very soft surface.
APPLICATION: For the fusing of small parts and front parts of men's jackets, blazers and jackets as well as trouser or skirt waistbands. Suitable for medium- to heavyweight and sensitive fabrics.
PROCESSING: Gently gliding the iron for 8 seconds with medium pressure.



H 609 // 100% PA // 44 g/m² // 75 cm x 25 m

PROPERTIES: Lightweight, soft and bi-elastic fusible weft interlining made of synthetic fibres; extremely elastic both in warp and weft direction.
APPLICATION: For the fusing of small parts and front parts of clothing made of high-quality and high outer fabrics such as jersey. Suitable for light- to mediumweight elastic fabrics.
PROCESSING: Press the iron on step by step for about 8 seconds. Do not push.



RANGE OF INTERLININGS FOR APPAREL

L 11 // M 12

L 11



OEKO-TEX 100, CLASS II



L 11 // 55% CV, 45% PES // 32 g/m² // 90 cm x 25 m

PROPERTIES: Lightweight, soft sewable nonwoven interlining made of a blend of synthetic fibres.
APPLICATION: For the fusing of small parts and front parts on blouses and dresses and for handicrafts. Suitable for lightweight fabrics, such as crushed and pleated fabrics, which are heat-sensitive and cannot be ironed.
PROCESSING: Sew in by hand or with the sewing machine.



M 12 // 65% PES, 35% CV // 70 g/m² // 90 cm x 25 m

PROPERTIES: Mediumweight, soft sewable nonwoven interlining made of a blend of synthetic fibres.
APPLICATION: For the fusing of small parts and front parts on dresses and jackets and for handicrafts. Suitable for light- to mediumweight fabrics, such as crushed and pleated fabrics, which are heat-sensitive and cannot be ironed.
PROCESSING: Sew in by hand or with the sewing machine.



RANGE OF INTERLININGS FOR APPAREL

12

13

M 12

S 13



OEKO-TEX 100, CLASS II



OEKO-TEX 100, CLASS II



S 13 // 65% PES, 35% CV // 90 g/m² // 90 cm x 25 m

PROPERTIES: Heavyweight, soft sewable nonwoven interlining made of a blend of synthetic fibres.
APPLICATION: For the fusing of small parts and front parts on jackets and for handicrafts. Suitable for heavyweight fabrics which are heat-sensitive and cannot be ironed.
PROCESSING: Sew in by hand or with the sewing machine.



TAPES

WAIST-SHAPER // BIAS TAPE


FRAMILASTIC // EDGE TAPE // EDGEFIX // SEAM TAPE FLEXIBLE

PERFECT HEM // WUNDAWEB® // STRETCHFIX TAPE // BONDAWEB® TAPE

WAIST-SHAPER



OEKO-TEX 100, CLASS I



OEKO-TEX 100, CLASS I: □, CL



BUNDFIX WAIST-SHAPER

□ ■ // 60% PES, 40% Cellulose // 90 g/m² // GP 3: 10-25-25-10 mm x 50 m
GP 5: 10-30-30-10 mm x 50 m // SB: 10-25-25-10 mm x 3 m

PROPERTIES:

Heavyweight fusible tape made of a blend of synthetic fibres. With perforated lines as a guideline while sewing and define a fold.

APPLICATION:

For the accurate processing of skirt and trouser waistbands without chalking and marks. Suitable for medium- to heavyweight fabrics.

PROCESSING:

1. Iron Waist-Shaper onto the fabric waistband cut to size.
2. Fold the waistband over in the middle and pre-iron the upper waistband edge.
3. Sew on the waistband along the perforated line.
4. Sew and turn over the joining edge and then sew it to the waistband.
5. Then stitch the hemmed waistband through the seam on the right side.



FORMBAND BIAS TAPE

□ ■ // 100% PA // 51 g/m² // T12: 12 mm x 100 m // T12, SB: 12 mm x 50 m

PROPERTIES:

Mediumweight, bias-cut fusible tape made of synthetic fibres and with a reinforcement.

APPLICATION:

Securing of bias-cut or round edges. Suitable for many inelastic fabrics.

PROCESSING:

1. The bias tape is 12 mm wide and stitched with a row of chain stitches at a distance of 4/8 mm from the edges. For fusing place the 8 mm side of the tape to the fabric edge and then sew it on close behind the row of chain stitches.
2. Press on the iron step by step for about 8 seconds. Do not push.



TAPES

FRAMILASTIC // EDGE TAPE

16

17


EDGEFIX // SEAM TAPE

FRAMILASTIC




OEKO-TEX 100, CLASS I

EDGE TAPE



OEKO-TEX 100, CLASS I: , CLASS II:

EDGEFIX



OEKO-TEX 100, CLASS I: , CLASS II:

SEAM TAPE



OEKO-TEX 100



FRAMILASTIC

transparent // 100% PU // 160 g/m² // T6: 6 mm x 150 m; T9: 9 mm x 150 m // T6, SB: 6 mm x 5 m; T9, SB: 9 mm x 5 m

- PROPERTIES:** Sewable tape of a very high and permanent elasticity. Chlorine-resistant.
- APPLICATION:** For the securing of elastic seams, e.g. shoulder seams of ladies' wear, lingerie, swimwear and sportswear and also for creative accents such as gathers, ripples and ruffles. Suitable for all fabrics and transparent fabrics.
- PROCESSING:**
1. Cut Framilastic to size, but shorter than the length of fabric to sew and depending on how much gathering you want.
 2. Sew on the tape smoothly at the beginning of the fabric to be gathered at a length of approx. 1 cm. Then stretch your tape to the desired length and sew it on while stretched.



KANTENBAND
EDGE TAPE

// 100% PA // 43 g/m² // T20: 20 mm x 100 m // T20, SB: 20 mm x 5 m

- PROPERTIES:** Lightweight fusible tape made of synthetic fibres, with stabilising vertical threads.
- APPLICATION:** For the stabilising of straight edges of e.g. shoulders, facings etc. on blazers, jackets and coats. Suitable for all fabrics.
- PROCESSING:** Place the Edge Tape on the edge in the desired shape and iron it on for about 8 seconds, applying slight pressure. For round edges, tuck the tape into small pleats and iron it on in the shape thus produced. Do not cut into the tape as this will sever the stabilising vertical threads.



KANTENFIX
EDGEFIX

// 50% CV, 50% PES // 49 g/m² // GP 1: 40-10 mm x 50 m

- PROPERTIES:** Lightweight fusible tape made of a blend of synthetic fibres, with a perforated line.
- APPLICATION:** For the accurate processing of button plackets, cuffs, slits, pockets and pocket flaps; be suitable for hems on jackets and coats. Suitable for all fabrics.
- PROCESSING:** Press the iron on step by step for about 8 seconds, using a damp cloth. Do not push.



NAHTBAND FLEXIBEL
SEAM TAPE FLEXIBLE

// 100% PES // 30 g/m² // GP: 15 mm x 50 m // T15, SB: 15 mm x 5

- PROPERTIES:** Lightweight, bi-elastic, fusible woven tape.
- APPLICATION:** Perfect seams in soft, elastic fabrics (e.g. jersey), prevents warping and fraying. Can be applied to curved shapes.
- PROCESSING:** Put it into the desired shape step by step and press on the iron for about 8 seconds. Do not push.





PERFECT HEM



WUNDAWEB®



STRETCHFIX
STRETCHFIX

OEKO-TEX 100, KLASSE I: , KLASSE II:

OEKO-TEX 100, KLASSE I



PERFEKT SAUM

PERFECT HEM

PROPERTIES:

APPLICATION:

PROCESSING:

// 100% PES // 30 g/m² // T40: 40 mm x 50 m // T40, SB: 40 mm x 3 m

Two lightweight, elastic fusible woven tapes made of synthetic fibres. The two tapes are joined by a row of blind stitches with the adhesive facing out.

For soft, invisible hems on blouses, dresses, skirts, jackets and coats, i.e. hems that do not need to be sewn any more.
Suitable for all fabrics.

1. Neaten the edge of the hem, fold the hem over (at least 4 cm) and iron, open the hem again and insert Perfect Hem with the narrow side facing up, the visible blind stitch facing towards the hem side and the invisible side on the outside.
2. Iron for about 10 seconds, using a damp cloth. Should the hem edge show through, this can be corrected by ironing beneath the upper hem edge with the tip of the iron.



SAUMFIX

WUNDAWEB®

PROPERTIES:

APPLICATION:

PROCESSING:

transparent // 100% PA // 25 g/m² // T30: 30 mm x 100 m // T30, SB: 30

Iron-on tape with adhesive and without transfer paper.

For joining layers of fabric, e.g. the fast and easy production of hems by ironing. No required any more.
Suitable for all fabrics.

1. Neaten the edge of the hem, fold the hem over and iron. Insert Wundaweb® into
2. Press the iron on step by step for about 10 seconds using a damp cloth. Do not p



STRETCHFIX BAND

STRETCHFIX TAPE

EIGENSCHAFTEN:

ANWENDUNGSGEBIET:

VERARBEITUNG:

transparent // 100% PU // 20 g/m² + transfer paper // T30, SB: 30 mm x 5

Elastic, heat activated adhesive web on transfer paper.

Soft hem construction in elastic garments. Maintains the elasticity of the fabric.

1. Iron on Stretchfix T30 along the edge with a dry iron and a setting of 2-3 dots for 12 seconds. Then fold over the hem at tape width and iron (before removing the paper). This allows you to immediately define the hem width and the fold without the need for measuring.
2. Then allow the paper to cool down completely and peel it off. Fold the hem upwards with a damp cloth and press on the iron (setting: 2-3 dots) for about 10 to 12 seconds step by step. Do not push.





BONDAWEB® TAPE
BONDAWEB®, PAGE 32

OEKO-TEX 100, CLASS I



VLIESOFIX® BAND
BONDAWEB® TAPE

transparent // 100% PA // 70 g/m² // T6, SB: 6 mm x 5 m; T10, SB: 10 mm x 5 m; T25, SB: 25 mm x 5 m

PROPERTIES: Iron-on tape with adhesive on transfer paper.

APPLICATION: For ironing onto bias-cuts fabric strips used for Tiffany patchwork, braid patchwork, braid loops, for the processing of hems and a lot more. Suitable for all fabrics.

PROCESSING:

1. Place Bondaweb® with the rough side onto the wrong side of the fabric, iron on dry for about 5 seconds and allow to cool down.
2. Peel off the carrier paper and fold the fabric over.
3. To join the fabrics, press the iron on step by step for about 10 seconds, using a damp cloth. Do not push. Sew the tape over with a zig-zag stitch and place Stitch-N-Tear embroidery backing underneath it, if necessary.



CREATIVE RANGE

CS 800 // DECOVIL I, DECOVIL I LIGHT // DECO-WADDING // FILMOPLAST H 54
FUSE-N-TEAR // SOLUFIX // SOLUFLEECE // STITCH-N-TEAR
LAMIFIX // QUILTER'S GRID // QUICKSCREEN TRIANGLE
QUICKSCREEN SQUARE // S 80 // S 133
S 320 // S 520 // STYLE-VIL // STRETCHFIX
BONDAWEB®

CREATIVE RANGE

CS 800 // DECOVIL I, DECOVIL I LIGHT

22

23

CREATIVE RANGE

DECO-WADDING // FILMOPLAST H 54

CS 800



DECOVIL I



DECO-WADDING



FILMOPLAST H 54



OEKO-TEX 100, CLASS I

OEKO-TEX 100



CS 800

□ // 100% PES // 125 g/m² // 155 cm x 150 m

PROPERTIES:

Medium-weight spunbond nonwoven made of high-strength synthetic fibres.

APPLICATION:

Unlimited possibilities of use in the creative area, e.g. for the experimental design of surfaces, painting, home decoration, interior design, envelopes, bags, templates, pelmets and curtains. Suitable for all fabrics.

PROCESSING:

Depending on your application, sew it in, paint it or process it in a decorative manner.



DECOVIL I

DECOVIL I LIGHT

■ beige // 45% CV, 30% PES, 25% PA // DECOVIL I: 400 g/m² // DECOVIL I LIGHT: 240 g/m² // 90 cm x 15 m

PROPERTIES:

DECOVIL I: Heavyweight, dimensionally stable and resilient iron-on interlining with a leather-like handle.

DECOVIL I LIGHT: Lighterweight, dimensionally stable and resilient iron-on interlining with a leather-like handle.

APPLICATION:

For creative work such as bags, hats, belts etc. and for interior design. Suitable for cotton, decorative and synthetic fabrics.

PROCESSING:

Press the iron on step by step for about 6 seconds, using a damp cloth. Do not push.



DEKOWATTE

DECO-WADDING

□ // 100% PES // SB: 300 g, 1 kg

PROPERTIES:

Wadding made of very soft, bulky and highly care-resistant synthetic fibres.

APPLICATION:

For all kinds of creative ideas where three-dimensional effects are wanted, such as puppets, dolls, soft toys, teddy bears, decorations etc.



FILMOPLAST H 54

PROPERTIES:

□ // 70% CV, 30% Cellulose // 28 g/m² // 54,5 cm x 15 m

Self-adhesive, tear-off embroidery backing with a grid printed on its transfer paper.

APPLICATION:

For mounting and embroidering small parts in an embroidery hoop, for machine embroidery, for framing embroidered pictures and for making collages. Suitable for all fabrics.

PROCESSING:

1. Mount H 54 into the embroidery hoop with the masking paper facing up. Carefully remove the masking paper with a needle without damaging the backing. Remove the paper from the back.
2. Position the fabric, smooth it and embroider.
3. Tear off Filmoplast H 54 on the back.

FUSE-N-TEAR



OEKO-TEX 100, CLASS II

SOLUFIX



SOLUFLEECE



OEKO-TEX 100, CLASS I

STITCH-N-TEAR



FIXIER-STICKVLIES

FUSE-N-TEAR

PROPERTIES:

APPLICATION:

PROCESSING:

☐ // 80% Cellulose, 20% PES // 48 g/m² // 90 cm x 25 m

Temporary iron-on, tear-off embroidery backing.

For stabilising the fabric to ensure perfect and non-puckering embroidery work; can be used as a template for creative work and for embroidery and appliqués on elastic fabrics. Fabrics can be printed with an ink-jet printer. Suitable for all fabrics, especially elastic outer fabrics.

FREEHAND EMBROIDERY AND THREAD PAINTING:

Iron on Fuse-N-Tear, embroider your motif, then tear off the backing.

SEWING AID FOR PATCHWORKING, STITCHING AND QUILTING:

Draw your motifs on the embroidery backing and iron it onto the right side of your piece of work. Sew the motif and then tear off the embroidery backing.

SOLUVLIES

SOLUFLEECE

PROPERTIES:

APPLICATION:

PROCESSING:

☐ // 100% PVAL // 38 g/m² // 90 cm x 25 m

Sewable and water-soluble embroidery backing.

For all kinds of machine embroidery, new creative techniques and as an ideal sewing aid for mini-quilts.

Suitable for all fabrics and textile materials that are washable and sewable.

1. Place Solufleece under the fabric and mount the fabric with Solufleece in an embroidery hoop.

2. Embroider the desired motif.

3. After completing your embroidery work, simply wash out the Solufleece.

IMPORTANT: Do not iron or tear off!

SOLUFIX

PROPERTIES:

APPLICATION:

PROCESSING:

☐ // 100% PVAL // 67 g/m² + paper // 45 cm x 25 m

Self-adhesive and water-soluble embroidery backing on transfer paper.

For all kinds of machine embroidery, new creative techniques and as an ideal sewing aid for mini-quilts.

Suitable for all fabrics and textile materials that are washable and sewable; especially suitable for elastic fabrics.

1. Draw the desired motif on the rough side of Solufix and peel off the transfer paper.

2. Place the piece of Solufix on the right side of the handicraft and press it on.

3. Place embroidery backing under the wrong side of the handicraft and sew along the motif with a narrow zig-zag stitch.

4. Then wash out the Solufix.

STICKVLIES

STITCH-N-TEAR

PROPERTIES:

APPLICATION:

PROCESSING:

☐ // 70% CV, 30% Cellulose // 40 g/m² // 90 cm x 25 m

Sewable, tear-off embroidery backing.

Backing for embroidery and appliqués, sewing aid for the individual design and for patchwork patterns and stitching work and for the transfer of motifs to the right side of the fabric. Suitable for all fabrics. Auch für Stickrahmen geeignet.

1. Tack a piece of Stitch-N-Tear that is a bit larger than your motif under the fabric.

2. Embroider the desired motif.

3. Then simply tear off the Stitch-N-Tear.

LAMIFIX



QUILTER'S GRID



QUICKSCREEN TRIANGLE



OEKO-TEX 100, CLASS I

OEKO-TEX 100, CLASS I



LAMIFIX

□ transparent // 100% PES film // 93 g/m² // 45 cm x 15 m

PROPERTIES: Glossy, wipeable, fusible film.

APPLICATION: For use on flat pieces of work such as place mats and other pieces of handicraft to make them wipeable.
Suitable for many fabrics.

PROCESSING: 1. Place Lamifix with the glossy side facing up on the right side of the fabric.
2. Iron it lightly on first, using a dry cloth, then cut it out to exact measurements.
3. Press the iron on step by step for about 8 seconds. Do not push.
IMPORTANT: Should your work become dirty, only wipe it with a damp cloth. Do not wash!



QUILTER'S GRID

□ // 100% PES // 34 g/m² // 90 cm x 15 m

PROPERTIES: Lightweight fusible patchwork nonwoven made of synthetic fibres with a printed-on brown grid.

APPLICATION: For water-colour quilts with accurate and precisely matching squares.
Suitable for all fabrics.

PROCESSING: 1. Cut the fabrics into squares using a rotary cutter. Arrange the squares in a grid as desired on Quilter's Grid (with the coated side facing up) and iron them on for about 10-12 sec.
2. Fold over the fabric thus prepared in vertical rows – right side in – and sew at presser-foot width.
3. Fold your work over in horizontal rows and cut in the vertical seam allowances up to close to the seam. Lay the allowances alternatingly to the left and right.
4. Iron your work with a steam iron and complete the quilt as usual.



RASTERQUICK DREIECK

QUICKSCREEN TRIANGLE

□ // 60% PES, 20% Cellulose, 20% CV // 50 g/m² // 90 cm x 15 m

PROPERTIES: Mediumweight nonwoven interlining for patchwork, made of a blend of synthetic fibres with a printed-on blue grid in a 60° angle.

APPLICATION: Suitable for patchwork; allowing the accurate processing and precise fit of fabric strips.
Suitable for all fabrics.

PROCESSING: 1. Cut out one diamond of fabric, fabric strips of different sizes and six diamonds of Quickscreen Triangle. Place the fabric diamond on the 60° edge of the blank side of the Quickscreen Triangle diamond. Use the broken lines as guides.
2. Place the first fabric strip on the diamond, right sides together, and secure both fabric pieces with pins.
3. Turn your work over and sew along the fabric diamond on the solid printed line.
4. Turn your work again and fold the fabric strip over. Then cut off overlapping strip along the diamond and iron. Complete the diamond following the steps described.



QUICKSCREEN SQUARE

OEKO-TEX 100, CLASS I



S 80

OEKO-TEX 100, CLASS I



OEKO-TEX 100



RASTERQUICK VIERECK
QUICKSCREEN SQUARE

□ // 60% PES, 20% Cellulose, 20% CV // 50 g/m² // 90 cm x 30 m

PROPERTIES: Mediumweight nonwoven interlining for patchwork, made of a blend of synthetic fibres; with printed-on blue grid in a 90° angle.

APPLICATION: Suitable for patchwork; allowing the accurate processing and precise fit of fabric strips. Suitable for all fabrics.

- PROCESSING:**
1. Cut one square of fabric, some fabric strips of various lengths and a piece of Quickscreen Square to the desired size. Place the fabric square with its right side facing up in the centre of the blank side of Quickscreen Square. Place the first fabric strip on the fabric square, right sides together, and secure both pieces of fabric with pins at both ends of the fabric strip.
 2. Turn your work over and sew it together along the fabric square using the printed line as a guide (observe the seam allowance).
 3. Turn your work over again and cut off the fabric strip along the side of the square.
 4. Work the complete Quickscreen Square piece in this manner.



S 80

PROPERTIES: Mediumweight, stable, sewable pelmet interlining made of synthetic fibres.

APPLICATION: For postcards and greeting cards and other creative work. Suitable for many fabrics.

PROCESSING: Sew in by hand or with the sewing machine.

S 133

□ ecru // 60% PES, 40% Cellulose // 520 g/m² // 45 cm x 25 m

PROPERTIES: Heavyweight, very stable and compact fusible pelmet interlining made of synthetic fibres.

APPLICATION: For fabric bowls, peaks of caps, bottoms of bags and other creative work. Suitable for many fabrics.

PROCESSING: Press on the iron step by step for about 15 seconds, using a damp cloth. Do not push.



S 320



OEKO-TEX 100, CLASS I

S 520



OEKO-TEX 100, CLASS I

STYLE-VIL



OEKO-TEX 100, CLASS I

STRETCHFIX TAPE



S 320

PROPERTIES:

APPLICATION:

PROCESSING:

☐ // 100% PES // 83 g/m² // 30 cm x 25 m, 45 cm x 25 m, 90 cm x 25 m

Lightweight fusible pelmet interlining made of synthetic fibres.

For fabric baskets, bags, belts, hats and other creative handicrafts.
Suitable for many fabrics.

Press on the iron step by step for about 15 seconds, using a damp cloth. Do not push.



S 520

PROPERTIES:

APPLICATION:

PROCESSING:

☐ // 100% PES // 265 g/m² // 30 cm x 30 m, 45 cm x 30 m, 90 cm x 30 m

Mediumweight, stable fusible pelmet interlining made of synthetic fibres.

For fabric baskets, bags, belts, hats and other creative handicrafts.
Suitable for many fabrics.

Press on the iron step by step for about 15 seconds, using a damp cloth. Do not push.



STYLE-VIL

PROPERTIES:

APPLICATION:

PROCESSING:

☐ // 53% PES, 47% PU // 220 g/m² // 72 cm x 15 m

Voluminous, sewable, foamed material laminated with wefts on both sides, made of synthetic materials and featuring high abrasion resistance.

For creative needlework with three-dimensional effects, such as handbags, mobile phone pouches, eyeglass cases and for stabilising pieces of clothing, such as caps, hats and shoulder pads.
Suitable for all fabrics.

Sew in by hand or with the sewing machine.

STRETCHFIX

PROPERTIES:

APPLICATION:

PROCESSING:

☐ transparent // 100% PU // 20 g/m² + transfer paper // SB: 30 cm x 5 m

Elastic, heat activated adhesive web on transfer paper.

For appliqués on textiles or for joining two different fabrics. Maintains the elasticity of the fabric.

APPLIQUÉ ON ELASTIC OUTER FABRICS:

1. Trace or draw the motif mirror-image on the paper side of Stretchfix and roughly cut it out. Place it on the wrong side of the fabric with the rough side facing down, iron it on the iron and a setting of 2-3 dots for about 10-12 seconds. Allow the paper to cool and peel it completely.
2. Accurately cut out the motif and peel off the transfer paper. Then put the motif with the coated side facing down on the selected place of the outer fabric.
3. Cover with a damp cloth and iron the motif on step by step, for 10-12 seconds at an iron setting of 2-3 dots. Sew around the appliqué with the desired stitch.





BONDAWEB®
BONDAWEB® TAPE, PAGE 20

OEKO-TEX 100, CLASS II



**VLIESOFIX®
BONDAWEB®**

transparent // 100% PA // 70 g/m² // 45 cm x 30 m (Display), 90 cm x 30 m // SB: 30 cm x 5 m

PROPERTIES:

Iron-on adhesive on transfer paper.

APPLICATION:

For joining fabric layers e.g. for appliqués, handicrafts or repair work. Suitable for all fabrics, raffia, cardboard, wood and, at low temperatures, also for leather.

PROCESSING:

1. Take a reversed tracing or drawing of your motif on the paper side of the Bondaweb® and cut it out roughly.
2. Place the Bondaweb® with the rough side on the wrong side of the fabric and iron it on for about 5-10 seconds.
3. Precisely cut out the motif and peel off the transfer paper.
4. Then place it, coated side facing down, on the selected part of another fabric. Cover with a damp cloth and iron on step by step for about 10 seconds.
5. Stitch along the edges of your appliqué with a zig-zag stitch; place embroidery backing underneath it, if necessary.



BATTING RANGE

SEWABLE INTERLININGS

249 // 266 WOOL MIX // 272 THERMOLAM // 277 COTTON
278 SOYA MIX // 279 COTTON MIX 80/20 // 280, 281 // 295
P 120, P 140 // P 250

IRON-ON INTERLININGS:

H 630 // H 640 // HH 650 // X 50

BATTING RANGE

249 // 266 WOOL MIX

34

35

BATTING RANGE

272 THERMOLAM // 277 COTTON

249



OEKO-TEX 100, CLASS I

266 WOOL MIX



272 THERMOLAM



OEKO-TEX 100, CLASS I

277



OEKO-TEX 100

249

☐ // 95% PES, 5% PA // 47 g/m² // 150 cm x 25 m

PROPERTIES: Very lightweight, sewable batting made of synthetic fibres.
APPLICATION: For patchwork, quilting and for warm clothing, such as jackets and coats. Suitable for all fabrics.
PROCESSING: Sew in by hand or with the sewing machine.
QUILT SPACING: 15 - 20 cm



266 WOOL MIX

☐ natural // 80% WO, 20% PES // 100 g/m² // 148 cm x 25 m

PROPERTIES: Lightweight, soft batting made of 80% wool and 20% polyester, with a thin nonwoven cover to prevent fibre migration.
APPLICATION: For light quilted jackets, and also for blankets and quilts. Suitable for all fabrics.
PROCESSING: Sew in by hand or with the sewing machine. When you process wool fleece, fibre migration cannot be completely excluded. TIP: Iron a lightweight interlining onto the wrong side of the fabric.
QUILT SPACING: max. 10 cm



272 THERMOLAM

☐ // 100% PES // 180 g/m² // 90 cm x 25 m

PROPERTIES: Heavyweight, soft and compact sewable batting made of synthetic fibres and featuring heat and cold insulation properties.
APPLICATION: For pot holders and pot mats (use at least two layers), chair and sofa covers, patchwork, quilting. Can also be used as an ironing pad (use at least two layers) and as an ironing pad for the protection of sensitive fabrics (pearls, sequins). Suitable for all fabrics.
PROCESSING: Sew in by hand or with the sewing machine.
QUILT SPACING: 15 - 20 cm



277 COTTON

☐ off-white // 100% CO // 80 g/m² // 150 cm x 25 m

PROPERTIES: Lightweight, soft sewable batting made of pure cotton.
APPLICATION: For patchwork, quilting and for warm clothing, such as jackets and coats. Suitable for all fabrics.
PROCESSING: Sew in by hand or with the sewing machine.
QUILT SPACING: max. 10 cm



BATTING RANGE

278 SOYA MIX // 279 COTTON MIX 80/20

36

37

BATTING RANGE

280, 281

278 SOYA MIX



279 COTTON MIX 80/20





281



OEKO-TEX 100, CLASS I

OEKO-TEX 100



278 SOYA MIX

☐ // natural // 50% CO + PP Scrim, 50% Soya // 135 g/m² // 152 cm x 15 m
// SB: Queen-Size 220 cm x 270 cm

PROPERTIES: Mediumweight, very soft sewable batting made of 50% soya and 50% cotton fibres.
APPLICATION: For duvets, quilts and tapestries as well as light clothing, such as jackets and coats. Suitable for all fabrics.
PROCESSING: Sew in by hand or with the sewing machine.
QUILT SPACING: max. 10 cm



279 COTTON MIX 80/20

☐ // natural // 80% CO, 20% PES + PP Scrim // 135 g/m² // 244 cm x 22 m
// SB: Queen-Size 220 cm x 270 cm

PROPERTIES: Mediumweight, very soft sewable batting made of 80% cotton and 20% polyester.
APPLICATION: For duvets, quilts and tapestries as well as light clothing, such as jackets and coats. Suitable for all fabrics.
PROCESSING: Sew in by hand or with the sewing machine.
QUILT SPACING: max. 10 cm



280, 281

☐ // 100% PES // 80 g/m² // 90 cm x 15 m, 150 cm x 25 m

PROPERTIES: Lightweight, lofty sewable batting made of synthetic fibres.
APPLICATION: For duvets, quilts and tapestries as well as light clothing, such as jackets and coats. Suitable for all fabrics.
PROCESSING: Tack the wrong side of the fabric to the batting and sew it in by hand or with the sewing machine.
QUILT SPACING: 15 - 20 cm



295

☐ // 100% PES // 96 g/m² // 150 cm x 25 m

PROPERTIES: Lightweight, soft and very lofty sewable batting made of synthetic fibres.
APPLICATION: For patchwork and quilting with particularly voluminous effects, such as bedspreads and tapestries. Suitable for all fabrics.
PROCESSING: Tack the wrong side of the fabric to the batting and sew it in by hand or with the sewing machine.
QUILT SPACING: 15 - 20 cm



BATTING RANGE

P 120, P 140

38

39

BATTING RANGE

P 120

P 250



OEKO-TEX 100, CLASS I

OEKO-TEX 100, CLASS I



P 120, P 140

☐ // 80% R-PES, 20% PES // P 120: 120 g/m² // P 140: 140 g/m²
 // P 120: 150 cm x 25 m, SB: 250 cm x 300 cm // P 140: 150 cm x 20 m

PROPERTIES:

P 120: Mediumweight, sewable batting with a flame-resistant finish, made of synthetic fibres.
 P 140: Mediumweight, voluminous sewable batting with a flame-resistant finish, made of synthetic fibres.

APPLICATION:

For patchwork and quilting, duvets, baby rugs, upholstery as well as warm and functional clothing such as jackets, coats or protective clothing.
 Suitable for all fabrics.

PROCESSING:

Sew in by hand or with the sewing machine.

QUILT SPACING:

15 - 20 cm



P 250

☐ // 80% R-PES, 20% PES // 250 g/m² // SB: 150 cm x 200 cm

PROPERTIES:

Heavyweight, highly voluminous sewable batting with a flame-retardant finish, made of synthetic fibres.

APPLICATION:

For patchwork and quilting, duvets, baby rugs, upholstery as well as warm and functional clothing such as jackets, coats or protective clothing.
 Suitable for all fabrics.

PROCESSING:

Sew in by hand or with the sewing machine.

QUILT SPACING:

15 - 20 cm



BATTING RANGE

H 630 // H 640

40

41

BATTING RANGE

HH 650

H 630



OEKO-TEX 100, CLASS II

H 640



OEKO-TEX 100, CLASS II

HH 650



OEKO-TEX 100, CLASS I




OEKO-TEX 100

H 630

☐ // 100% PES // 86 g/m² // 90 cm x 30 m

PROPERTIES: Lightweight, low-migration fusible batting made of synthetic fibres.
APPLICATION: For patchwork and quilting, topstitching, voluminous tie-backs and warm clothing, such as jackets and coats. Suitable for light- to mediumweight fabrics.
PROCESSING: Press the iron on step by step for about 15 seconds, using a damp cloth. Do not push.



HH 650

☐ // 100% PES // 88 g/m² // 150 cm x 25 m

PROPERTIES: Lightweight batting fusible on both sides, joining two fabrics in one step; made of synthetic fibres.
APPLICATION: For quilting, creative needlework and warm clothing such as jackets and coats. Suitable for light- to mediumweight fabrics.
PROCESSING: Press the iron on step by step for about 15 seconds, using a damp cloth. Do not push.



H 640

☐ // 100% PES // 131 g/m² // 90 cm x 30 m

PROPERTIES: Mediumweight, soft iron-on batting made of synthetic fibres.
APPLICATION: For topstitching and quilting, for three-dimensional work such as voluminous bows or borders, and warm clothing such as jackets and coats. Suitable for light- to mediumweight fabrics.
PROCESSING: Press the iron on step by step for about 15 seconds, using a damp cloth. Do not push.



X 50

☐ // 100% PES // 86 g/m² // 90 cm x 15 m

PROPERTIES: Lightweight fusible batting made of synthetic fibres and coated with a diamond-shaped adhesive.
APPLICATION: For needlework and clothing such as jackets and coats with a quilt effect. Suitable for light- to mediumweight fabrics.
PROCESSING: 1. Place the coated side of the batting on the wrong side of the outer fabric.
 2. Press the iron on step by step for about 12 seconds, using a damp cloth. Do not push.
 3. Topstitch the batting and the fabric together on the batting side; the diamond-shaped adhesive serves as a stitching and guiding line.





SPECIAL PRODUCTS

IRON CLEANER // PILLOW DO IT YOURSELF
PUMP BAG DO IT YOURSELF

IRON CLEANER



BÜGELEISENREINIGER IRON CLEANER

PROPERTIES:
APPLICATION:
PROCESSING:



Cleaning stick for the soleplate of the iron. It melts when getting into contact with the soleplate. Wipe off those scorch, starch and burn stains.

1. Heat up the iron. Iron setting: Wool.
2. Hold the iron horizontally, because the iron cleaner melts.
3. Run the stick back and forth over the soleplate, allow it to act for a few minutes and then wipe the soleplate clean with a cotton cloth.

WARNING: Do not inhale fumes that may occur.



KISSEN // PILLOW DO IT YOURSELF

PROPERTIES:

L 11, SOLUFIX, DECO-WADDING // L 11: 55% CV, 45% PES, SOLUFIX: 100% PES, DECO-WADDING: 100% PES // 38 x 38 x 11 cm

APPLICATION:

Components: Lightweight, soft sewable nonwoven interlining made of a blend of synthetic fibres; to prevent fibre migration it is combined with self-adhesive and water-soluble embroidery backing on transfer paper and wadding made of very soft, bulky and high-care-resistant synthetic fibres.

PROCESSING:

For making an embroidered pillow. Suitable for all fabrics.

OTHER:

Step-by-step instructions (10 steps)

Difficulty: intermediate
Already in your prepack: 2x L11 (400 x 400 mm), 1x Solufix DIN A4 (210 x 297 mm), 1 bag Deco-Wadding (~200 g), 1 instruction manual, 6 embroidery patterns, 1 pattern

PUMP BAG DO IT YOURSELF



TURNBEUTEL // PUMP BAG
DO IT YOURSELF

■ beige, DECOVIL I LIGHT □ SOLUFIX // DECOVIL I LIGHT: 45% CV, 30% PES, 25% PA, SOLUFIX: 100% PVAL // 38 x 40 x 5 cm

- PROPERTIES:** Components: Resilient iron-on interlining with a leather-like handle combined with self-adhesive and water-soluble embroidery backing on transfer paper.
- APPLICATION:** For making an embroidered pump bag. Suitable for cotton, decorative and synthetic fabrics.
- PROCESSING:** Step-by-step instructions (21 steps)
- OTHER:** Difficulty: intermediate
Already in your prepack: 1x Decovil I light DIN A3 (297 x 420 mm), 1x Solufix DIN A4 (210 x 297 mm), 1 instruction manual, 6 embroidery patterns, 1 pattern



VLIESELINE® WORLD

VLIESELINE® BASICS: THE PROCESSING OF OUR PRODUCTS
VLIESELINE® BASICS: WHERE IS VLIESELINE® USED?

INTERLININGS FOR MORE INDIVIDUAL CLOTHING

Although interlinings are hidden between the lining and the outer fabric, they are an important and essential part of your clothing and make a decisive contribution to their shape, fit and wearing properties.

Our interlinings provide all your sections of clothing with the necessary and desired stability. Processing your outer fabric with our interlinings also ensures that the fabric cannot distort or tear. By using Vlieseline®, you will produce a long-lasting piece of clothing. Thanks to the easy and accurate processing of our interlinings, even working with difficult fabrics becomes really easy.

The selection of the right interlining depends on several factors, such as the fabrics to be processed, the kind of the piece of clothing to be reinforced, the desired handle or the purpose which the piece of clothing is to be used for. Thanks to our wide portfolio, we can offer you a suitable interlining for any application.

All our products are washable and dry-cleanable.

THE RIGHT CUT MAKES ALL THE DIFFERENCE

The straight grain of the part cut to size should always be in parallel with the outer edge of the interlining. If the interlining is not cut to size in lengthwise direction, this may produce tension – depending on the fabric selected – and the interlining may come off.

For pocket openings, we generally recommend fusing the interlining lengthwise to the opening as otherwise the opening may become stretched and wavy over time.

HOW DO OUTER FABRICS HAVE TO BE TREATED BEFORE BEING PROCESSED WITH VLIESELINE®?

First of all, you should wash the outer fabrics you wish to use or iron them thoroughly using a steam iron, as this will prevent them from shrinking when they are fused later on. Afterwards you can process your outer fabric with the selected interlining as usual.

HOW DO YOU TREAT NATURAL FIBRE INTERLININGS BEFORE PROCESSING?

As we do not apply a special finish in order to preserve the natural properties of waddings made of natural fibres, we recommend washing the interlining before use to anticipate the shrinkage that may occur during processing and care (usually 3 -7%). Please do not wring the interlining. Slightly squeezing the water out will be enough. Then allow the interlining to dry by laying it out flat.

WHAT IS IMPORTANT REGARDING THE IRON I USE?

To achieve an optimum result, we recommend using an iron with a continuous soleplate as it ensures the uniform distribution of heat. If you use a steam iron, the steam holes may not evenly distribute the temperature and the pressure with the risk of the interlining not properly bonding with the outer fabric. This can result in the formation of blisters and a wavy surface, which in turn may cause the interlining to come off in some places.

FUSING WITH A DAMP CLOTH

Position the interlining with its coated side facing down on the wrong side of the outer fabric. Then place a damp, but not wet cloth on your interlining and fuse the interlining on your work step by step with your iron. To ensure the reliable fusing of your edges, you can press on the iron in an overlapping manner.

DRY FUSING

Position the interlining with its coated side facing down on the wrong side of the outer fabric. Slide your iron over your work. To ensure the reliable fusing of your edges, you can press on the iron in an overlapping manner.

After fusing, allow your work to cool down completely at all times. The cooling time may be about 15-30 minutes depending on the outer fabric.

Always precisely observe the fusing instructions related to the specific products as their adhesives need a certain time for bonding properly with the outer fabric. Should you notice poor bonding after fusing, first extend the fusing time before increasing the temperature.

Complete fusing is recommended for parts made of loosely woven fabrics.

APPLICATION	LIGHTWEIGHT FABRICS	MEDIUMWEIGHT FABRICS	HEAVYWEIGHT FABRICS
BLOUSE/ DRESS:			
Collar/Cuff, Facing, Button placket	G 785, H 180	G 710, H 200	G 700, H 200
Neckhole/armhole	Bias Tape, Seam Tape Flexible	Bias Tape, Seam Tape Flexible	Bias Tape, Seam Tape Flexible
BLAZER/ COAT:			
Front, Collar, Packet flap, Welt pocket	G 405, H 410	G 405, G 740, G 770, H 410	G 740, G 770, H 410
Slit	G 405, H 410, Edgefix, Seam Tape Flexible	G 405, G 740, G 770, H 410, Edgefix, Seam Tape Flexible	G 740, G 770, H 410, Edgefix, Seam Tape Flexible
Hem, Sleeve hem, Jersey hem	Perfect Hem, Stretchfix T30	Perfect Hem, Stretchfix T30	Perfect Hem, Stretchfix T30
SKIRT/TROUSERS:			
Straight waistband	Edgefix (double)	Edgefix	Edgefix
Shaped waistband, Belt loop	G 405, H 410	G 405, G 770, H 410	G 740, G 770, H 410
Hem, Jersey hem	Seam Tape Flexible, Perfect Hem, Stretchfix T30	Seam Tape Flexible, Perfect Hem, Wundaweb®, Stretchfix T30, Bondaweb®	Seam Tape Flexible, Perfect Hem, Wundaweb® T30, Bondaweb®
CREATIVE:			
Embroidery	Fuse-N-Tear, Solufix, Solufleece, Stitch-N-Tear	Fuse-N-Tear, Solufix, Solufleece, Stitch-N-Tear	Fuse-N-Tear, Solufix, Solufleece, Stitch-N-Tear
Freehand embroidery	Solufix	Solufix	Solufix
Appliqués	Stretchfix, Bondaweb®	Stretchfix, Bondaweb®	Stretchfix, Bondaweb®
FABRICS:			
Elastic fabrics	Framilastic, G 770, H 609, Seam Tape Flexible, Perfect Hem, Stretchfix	Framilastic, G 770, H 609, Seam Tape Flexible, Perfect Hem, Stretchfix	Framilastic, G 770, H 609, Seam Tape Flexible, Perfect Hem, Stretchfix
Leather	G 785, LE 420	LE 420	LE 420
Non-fusible, heat-sensitive fabrics	L 11	M 12	S 11